

# CHIPPER - 62 SERIES 6" Capacity Gravity Feed

**Salsco, INC.**  
LEADER BY DESIGN





**MADE IN  
THE U.S.A.**



The 62 Series gravity feed chippers are **6" round wood capacity chippers**. Engine options include **24HP Honda, or 35HP Briggs & Stratton gas engines**. The Torflex Axle provides a smooth, quiet ride and features an independent suspension. Full LED Light Package is standard and DOT approved. Rear lights are enclosed and mounted to Heavy Duty, Diamond Plate Fenders. Other standard features include an engine debris guard, easy adjustable **360° Exhaust Chute & Chip Deflector**, both of which are easily adjusted without the use of tools.

## 6" Round Wood Capacity - Gravity Feed

The impeller housing opens easily for access to the chip blades and is equipped with an **Electric Safety Switch** feature. The engine will not start if the impeller housing is not closed and securely pinned.




Impeller housing is vented for extra air to discharge chips quickly and efficiently. Extra wide knife pockets help to create

a very high volume of air flow to quickly move material away from the impeller.



The **Bed Knife** is adjustable, sharpenable, and reversible.



Infed opening is **7" High x 8" Wide** and will easily accept round wood up to 6" in diameter. Heavy duty diamond plate fenders with light enclosures are standard equipment. Debris strips protect the operator from blow back of material.

**Salsco, INC.**  
LEADER BY DESIGN

*Quality of Workmanship, Innovative Design, Built to Last!*

<b>SPECIFICATIONS - 62 Series Gravity Feed</b>	
<b>ENGINE OPTIONS:</b>	24HP Honda; 35HP Briggs & Stratton. Gas, electric start.
<b>FUEL TANK:</b>	6 gallon, CARB approved canister fuel tank.
<b>BATTERY:</b>	12 volt, CCA650, automotive type.
<b>CLUTCH:</b>	Centrifugal clutch, triple band cogged V-Belt.
<b>EXHAUST CHUTE:</b>	360° swivel exhaust chute and exhaust flap are both quickly and easily adjusted to direct exhaust with no tools.
<b>INFEED OPENING:</b>	7" x 8" at the infeed.
<b>INFEED TRAY:</b>	Extra wide, 24" wide x 29" high, 1/4" thick steel plate sides, with debris curtain strips.
<b>IMPELLER HOUSING:</b>	1/4" thick steel, impeller housing is vented to provide more air flow for chip exhaust. Electric safety switch.
<b>IMPELLER:</b>	Fully balanced, 1" thick x 29" diameter steel impeller with six (6) welded and gusseted exhaust paddles. 210 lbs. (Approximately)
<b>CHIP BLADES:</b>	Six (6), 1/2" thick x 4" long x 4" wide, double-sided.
<b>BED KNIFE:</b>	1/2" thick steel, replaceable, sharpenable & adjustable.
<b>BEARINGS:</b>	4-bolt, heavy duty, cast iron, greaseable & self-centering.
<b>TRAILER FRAME &amp; TONGUE:</b>	7 gauge steel frame, fully welded and gusseted. 2,000 lb. side-wind jack, 2" ball coupler.
<b>AXLE:</b>	2,200 lb. Torflex Idler Axle, features an independent suspension, cushioned with rubber, providing a smooth, quiet ride with no transfer of road shock from one wheel to the other.
<b>FENDERS/LIGHTS:</b>	Extra heavy duty 1/4" thick diamond plate fenders with safety light guards. LED light package, D.O.T. approved.
<b>TIRE/WHEEL ASSEMBLIES:</b>	Two (2), ST205/75D14 LR C. High speed, highway rim mounted on a 6-bolt white spoke wheel.
<b>GUARDS/DECALS:</b>	All moving parts guarded. Full set of safety decals.
<b>PAINT:</b>	Orange, polyester powder coat paint provides excellent outdoor weatherability and offers protection against ultraviolet discoloration. All parts painted separately.
<b>DIMENSIONS:</b>	Length: 11'
	Width: 5' 6"
	Height: 6' 9"
	Weight: 1,600 lbs.

Specifications & Options Subject to Change Without Notice

REV. 10-12-2021

**MANUFACTURER OF OUTDOOR POWER EQUIPMENT**

Products for Turf & Lawn care, Rental, Construction, Tree Care, Wood Processing, Nursery & Farm Industries

**3-1/2" - 18" Capacity, Gas, Diesel, & PTO Wood/Brush Chippers - Slab Chippers  
 Gas, Electric & Tow Behind Rollers - Tranz-Former Roller - CRV Core Recovery Vehicle  
 Mini-Paver - Mini-Track Paver - Cobra Curbers - Scorpion Router - Concrete Paver  
 Chipper Shredder Vacuums - Tailgate & Truckloader Vacuums  
 9 cu. yds. - 50 cu. yds. Per Hour, Electric, PTO & Diesel Powered Shaving Mills**



105 Schoolhouse Road  
 Cheshire, CT 06410 U.S.A.  
 800-872-5726 (Toll Free), 203-271-1682, 203-271-2596 (Fax)  
[www.salsco.com](http://www.salsco.com), [sales@salsco.com](mailto:sales@salsco.com)